

MMBA SERIES

◆FEATURES

- Small and light.
- Reliability is excellent because these capacitors provide self-healing.
- Coated with flame-retardant (UL94 V-0) epoxy resin.
- RoHS compliance.

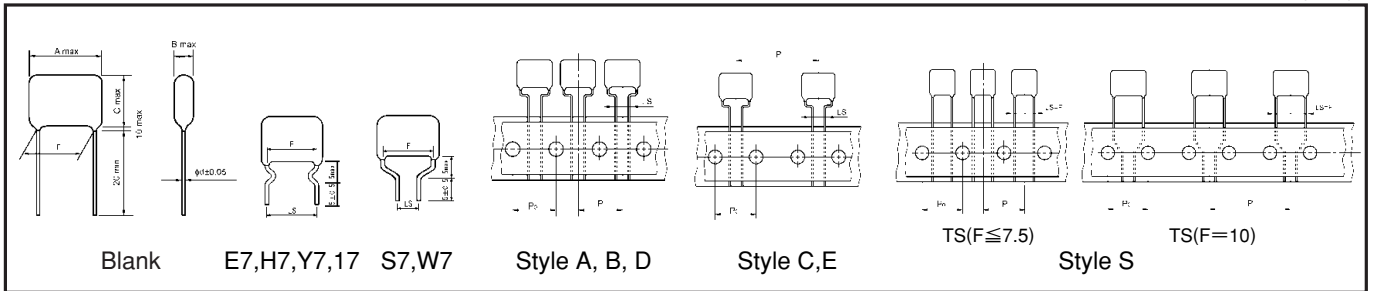


◆SPECIFICATIONS

Category temperature	-40°C ~ +85°C
Rated voltage (U _R)	125VAC, 250VAC
Capacitance tolerance	±10%(K), ±20%(M)
tan δ	0.01max at 1kHz
Voltage proof	U _R × 230% 60s
Insulation resistance	9000MΩ min
Reference standard	JIS C 5101-1

◆OUTLINE

(mm)



◆PART NUMBER



Symbol	U _R
125	125VAC
250	250VAC

Symbol	Tolerance
K	±10%
M	±20%

Symbol	Lead style	Symbol	Lead style
Blank	Long lead type	TC	Style A, Ammo pack P=12.7 Po=12.7 LS=5.0
E7	Lead forming cut LS=7.5	TX	Style B, Ammo pack P=15.0 Po=15.0 LS=5.0
H7	Lead forming cut LS=10.0	TL(F=10) TJ(F≥15)	Style C, Ammo pack P=25.4 Po=12.7 LS=5.0
Y7	Lead forming cut LS=15.0	TH	Style D, Ammo pack P=15.0 Po=15.0 LS=7.5
17	Lead forming cut LS=22.5	TN	Style E, Ammo pack P=30.0 Po=15.0 LS=7.5
S7	Lead forming cut LS=5.0	TS(F≤7.5)	Style S, Ammo pack P=12.7 Po=12.7
W7	Lead forming cut LS=7.5	TS(F=10)	Style S, Ammo pack P=25.4 Po=12.7

◆ **DIMENSIONS AND QUANTITY**

◆ **RATED VOLTAGE : 125VAC**

Part No.	cap(μF)	Dimensions (mm)						Typical Packaging Quantity (pcs)							
								Long Lead type		Taping Ammo pack type - style					
		A	B	C	F±1.0	LS±0.5	d	Bag	Carton	A TC	B, D TX, TH	C TL, TJ	E TN	S TS	
125MMBA103□**	0.01	10.0	5.5	9.5	7.5	5.0/7.5	0.5	200	6,000	1,000	1,000	—	—	1,000	
125MMBA123□**	0.012	10.0	5.5	9.5	7.5	5.0/7.5	0.5	200	6,000	1,000	1,000	—	—	1,000	
125MMBA153□**	0.015	10.0	5.5	9.5	7.5	5.0/7.5	0.5	200	6,000	1,000	1,000	—	—	1,000	
125MMBA183□**	0.018	10.0	5.5	9.5	7.5	5.0/7.5	0.5	200	6,000	1,000	1,000	—	—	1,000	
125MMBA223□**	0.022	10.0	5.5	9.5	7.5	5.0/7.5	0.5	200	6,000	1,000	1,000	—	—	1,000	
125MMBA273□**	0.027	10.0	5.5	9.5	7.5	5.0/7.5	0.5	200	6,000	1,000	1,000	—	—	1,000	
125MMBA333□**	0.033	10.0	5.5	9.5	7.5	5.0/7.5	0.5	200	6,000	1,000	1,000	—	—	1,000	
125MMBA393□**	0.039	10.0	5.5	10.0	7.5	5.0/7.5	0.5	200	5,000	1,000	1,000	—	—	1,000	
125MMBA473□**	0.047	10.0	6.0	10.5	7.5	5.0/7.5	0.5	200	5,000	1,000	1,000	—	—	1,000	
125MMBA563□**	0.056	10.0	6.0	11.0	7.5	5.0/7.5	0.5	200	4,000	1,000	1,000	—	—	1,000	
125MMBA683□**	0.068	10.0	6.0	12.5	7.5	5.0/7.5	0.5	200	4,000	1,000	1,000	—	—	1,000	
125MMBA823□**	0.082	10.0	6.5	13.0	7.5	5.0/7.5	0.5	200	4,000	1,000	1,000	—	—	1,000	
125MMBA104□**	0.1	10.0	6.0	9.0	7.5	5.0/7.5	0.5	200	6,000	1,000	1,000	—	—	1,000	
125MMBA124□**	0.12	10.0	6.0	9.0	7.5	5.0/7.5	0.5	200	6,000	1,000	1,000	—	—	1,000	
125MMBA154□**	0.15	10.0	6.5	10.0	7.5	5.0/7.5	0.5	200	5,000	1,000	1,000	—	—	1,000	
125MMBA184□**	0.18	10.0	6.5	11.0	7.5	5.0/7.5	0.5	200	5,000	1,000	1,000	—	—	1,000	
125MMBA224□**	0.22	10.0	6.5	11.5	7.5	5.0/7.5	0.5	200	4,000	1,000	1,000	—	—	1,000	
125MMBA274□**	0.27	12.5	6.0	11.5	10.0	5.0/7.5/10.0	0.6	200	4,000	—	1,000	500	—	500	
125MMBA334□**	0.33	12.5	6.5	12.0	10.0	5.0/7.5/10.0	0.6	200	3,000	—	1,000	500	—	500	
125MMBA394□**	0.39	12.5	7.0	12.5	10.0	5.0/7.5/10.0	0.6	200	3,000	—	500	500	—	500	
125MMBA474□**	0.47	12.5	7.5	13.5	10.0	5.0/7.5/10.0	0.6	100	2,000	—	500	500	—	500	
125MMBA564□**	0.56	12.5	7.5	15.0	10.0	5.0/7.5/10.0	0.6	100	2,000	—	500	400	—	400	
125MMBA684□**	0.68	12.5	8.0	15.5	10.0	5.0/7.5/10.0	0.6	100	2,000	—	500	400	—	400	
125MMBA824□**	0.82	17.5	7.5	14.0	15.0	5.0/7.5/15.0	0.6	100	2,000	—	—	400	400	—	
125MMBA105□**	1.0	17.5	8.0	15.0	15.0	5.0/7.5/15.0	0.6	100	1,500	—	—	400	400	—	

□ : Tolerance (K:±10%, M:±20%) ** : Suffix

◆ **RATED VOLTAGE : 250VAC**

Part No.	cap(μF)	Dimensions (mm)						Typical Packaging Quantity (pcs)							
								Long Lead type		Taping Ammo pack type - style					
		A	B	C	F±1.0	LS±0.5	d	Bag	Carton	A TC	B, D TX, TH	C TL, TJ	E TN	S TS	
250MMBA103□**	0.01	12.5	5.0	9.0	10.0	5.0/7.5/10.0	0.6	200	5,000	—	1,000	500	—	500	
250MMBA123□**	0.012	12.5	5.5	9.5	10.0	5.0/7.5/10.0	0.6	200	5,000	—	1,000	500	—	500	
250MMBA153□**	0.015	12.5	6.0	10.0	10.0	5.0/7.5/10.0	0.6	200	4,000	—	1,000	500	—	500	
250MMBA183□**	0.018	12.5	6.0	10.0	10.0	5.0/7.5/10.0	0.6	200	4,000	—	1,000	500	—	500	
250MMBA223□**	0.022	12.5	5.5	9.5	10.0	5.0/7.5/10.0	0.6	200	4,000	—	1,000	500	—	500	
250MMBA273□**	0.027	12.5	5.5	11.0	10.0	5.0/7.5/10.0	0.6	200	4,000	—	1,000	500	—	500	
250MMBA333□**	0.033	12.5	5.5	11.0	10.0	5.0/7.5/10.0	0.6	200	4,000	—	1,000	500	—	500	
250MMBA393□**	0.039	12.5	6.0	11.5	10.0	5.0/7.5/10.0	0.6	200	4,000	—	1,000	500	—	500	
250MMBA473□**	0.047	12.5	6.5	12.0	10.0	5.0/7.5/10.0	0.6	200	3,000	—	1,000	500	—	500	
250MMBA563□**	0.056	18.0	5.5	11.0	15.0	5.0/7.5/15.0	0.6	200	3,000	—	—	500	400	—	
250MMBA683□**	0.068	18.0	6.0	11.0	15.0	5.0/7.5/15.0	0.6	100	3,000	—	—	500	400	—	
250MMBA823□**	0.082	18.0	6.0	11.5	15.0	5.0/7.5/15.0	0.6	100	3,000	—	—	500	400	—	
250MMBA104□**	0.1	18.0	6.0	13.0	15.0	5.0/7.5/15.0	0.6	100	2,000	—	—	500	400	—	
250MMBA124□**	0.12	18.0	7.0	13.5	15.0	5.0/7.5/15.0	0.8	100	2,000	—	—	500	400	—	
250MMBA154□**	0.15	18.0	7.5	14.5	15.0	5.0/7.5/15.0	0.8	100	1,500	—	—	400	400	—	
250MMBA184□**	0.18	18.0	8.0	15.0	15.0	5.0/7.5/15.0	0.8	100	1,500	—	—	400	400	—	
250MMBA224□**	0.22	18.0	9.0	15.5	15.0	5.0/7.5/15.0	0.8	100	1,500	—	—	400	300	—	
250MMBA274□**	0.27	25.5	7.0	16.0	22.5	22.5	0.8	50	1,500	—	—	—	—	—	
250MMBA334□**	0.33	25.5	8.0	16.5	22.5	22.5	0.8	200	1,000	—	—	—	—	—	
250MMBA394□**	0.39	25.5	8.5	17.0	22.5	22.5	0.8	200	1,000	—	—	—	—	—	
250MMBA474□**	0.47	25.5	9.0	18.0	22.5	22.5	0.8	200	800	—	—	—	—	—	
250MMBA564□**	0.56	25.5	9.0	20.0	22.5	22.5	0.8	200	800	—	—	—	—	—	
250MMBA684□**	0.68	25.5	10.3	21.0	22.5	22.5	0.8	100	500	—	—	—	—	—	
250MMBA824□**	0.82	31.0	9.8	20.5	27.5	—	0.8	100	500	—	—	—	—	—	
250MMBA105□**	1.0	31.0	11.0	22.0	27.5	—	0.8	100	500	—	—	—	—	—	

□ : Tolerance (K:±10%, M:±20%) ** : Suffix

- Note) 1. Operating circuit (Fig.1, Fig.2)
 2. When operating capacitor for noise suppression, voltage of pulse applied to the capacitor shall be within value specified in Table 1.

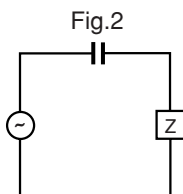
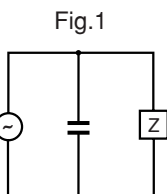


Table 1

Rated Voltage	Pulse Voltage
125VAC	250Vo-p
250VAC	630Vo-p

◆ **PERMISSIBLE CURRENT FOR FREQUENCY**

